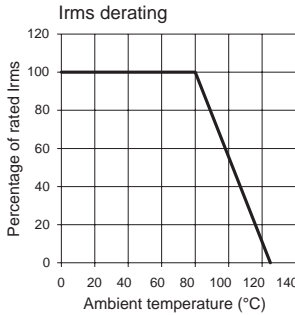
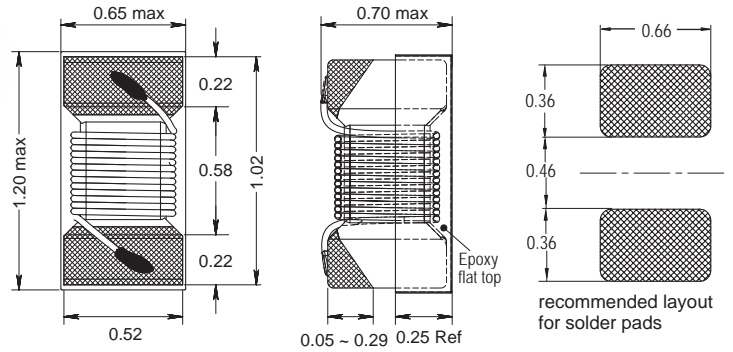

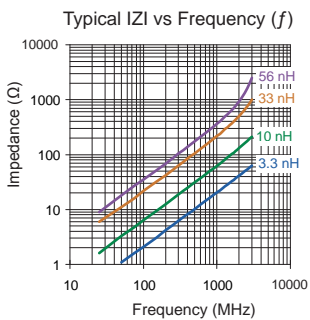
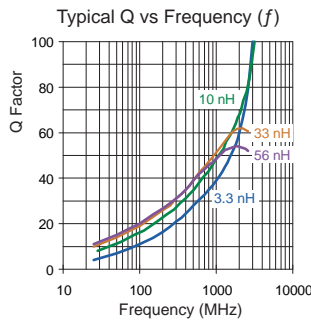
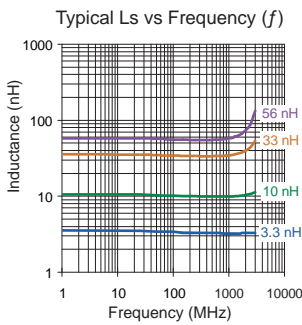


0402 AS

Engineer's Kit : EK-0402AS-X



Current carrying capacity dependent on the ambient temperature



Single layer (typ)

Part No	Inductance	f _L	Tol	Q	f _Q	SRF	DCR	Rated DC
	L (nH)	(MHz)	± (%)	min	(MHz)	(MHz)	max (Ω)	Current max (mA)
0402AS-0N9K-YY	0.9	250	10	11	250	6000 min	0.04	1360
0402AS-1N0K-YY	1.0	250	10	11	250	6000 min	0.07	700
* 0402AS-1N2K-YY	1.2	250	10	11	250	6000 min	0.11	700
0402AS-1N8K-YY	1.8	250	10	16	250	6000 min	0.07	1040
0402AS-1N9K-YY	1.9	250	10	16	250	6000 min	0.07	1040
0402AS-2N0K-YY	2.0	250	10	16	250	6000 min	0.07	1040
0402AS-2N2K-YY	2.2	250	10	14	250	6000 min	0.11	640
0402AS-2N4K-YY	2.4	250	10	16	250	6000 min	0.12	640
0402AS-2N5K-YY	2.5	250	10	16	250	6000 min	0.12	640
* 0402AS-2N7K-YY	2.7	250	10	16	250	6000 min	0.12	640
* 0402AS-2N9K-YY	2.9	250	10	16	250	6000 min	0.10	700
0402AS-3N3K-YY	3.3	250	10	20	250	6000 min	0.10	700
0402AS-3N6K-YY	3.6	250	10	19	250	6000 min	0.10	700
0402AS-3N9K-YY	3.9	250	10	19	250	4800 min	0.10	700
0402AS-4N3K-YY	4.3	250	10	18	250	6000 min	0.091	700
0402AS-4N7K-YY	4.7	250	10	15	250	4775 min	0.130	640
0402AS-5N1J-YY	5.1	250	5	23	250	4800 min	0.083	800
0402AS-5N6J-YY	5.6	250	5	22	250	4800 min	0.110	760
0402AS-6N2J-YY	6.2	250	5	20	250	4800 min	0.110	760
0402AS-6N8J-YY	6.8	250	5	21	250	4800 min	0.100	680
0402AS-7N5J-YY	7.5	250	5	24	250	4800 min	0.100	680
0402AS-8N2J-YY	8.2	250	5	24	250	4400 min	0.100	680
0402AS-8N7J-YY	8.7	250	5	22	250	4160 min	0.160	681
0402AS-9N0J-YY	9.0	250	5	22	250	4160 min	0.160	681
0402AS-9N1J-YY	9.1	250	5	22	250	4000 min	0.200	480
0402AS-9N5J-YY	9.5	250	5	22	250	4000 min	0.200	480
0402AS-010J-YY	10	250	5	21	250	3900 min	0.200	480
0402AS-011J-YY	11	250	5	24	250	3680 min	0.170	640
0402AS-012J-YY	12	250	5	24	250	3600 min	0.170	640
0402AS-013J-YY	13	250	5	24	250	3600 min	0.170	640
0402AS-015J-YY	15	250	5	24	250	3280 min	0.170	560
0402AS-016J-YY	16	250	5	24	250	3100 min	0.220	560
0402AS-018J-YY	18	250	5	25	250	3100 min	0.23	420
0402AS-019J-YY	19	250	5	24	250	3040 min	0.24	480
0402AS-020J-YY	20	250	5	25	250	3000 min	0.25	420
0402AS-022J-YY	22	250	5	25	250	2800 min	0.30	400
0402AS-023J-YY	23	250	5	22	250	2720 min	0.30	400
0402AS-024J-YY	24	250	5	22	250	2480 min	0.30	400
0402AS-027J-YY	27	250	5	24	250	2480 min	0.30	400
0402AS-030J-YY	30	250	5	24	250	2350 min	0.30	400
0402AS-033J-YY	33	250	5	24	250	2350 min	0.30	320
0402AS-036J-YY	36	250	5	24	250	2320 min	0.44	320
0402AS-039J-YY	39	250	5	25	250	2100 min	0.55	200
0402AS-040J-YY	40	250	5	25	250	2100 min	0.83	150
0402AS-043J-YY	43	250	5	25	250	2100 min	0.70	150
0402AS-047J-YY	47	250	5	25	250	2100 min	0.83	150
* 0402AS-051J-YY	51	250	5	25	250	1760 min	0.97	100
* 0402AS-056J-YY	56	250	5	25	250	1760 min	0.97	100
* 0402AS-068J-YY	68	250	5	25	250	1620 min	0.97	100
* 0402AS-072J-YY	72	100	5	15	100	1070 min	1.20	80
* 0402AS-R10K-YY	100	100	10	15	100	1070 min	1.20	80
* 0402AS-R12K-YY	120	100	10	12	100	580 min	1.30	75
* 0402AS-R13K-YY	130	100	10	10	100	450 typ	1.30	70
* 0402AS-R15K-YY	150	100	10	13	100	400 typ	1.30	60
* 0402AS-R18K-YY	180	50	10	10	50	380 typ	1.50	65
* 0402AS-R20K-YY	200	50	10	10	50	400 typ	1.50	50
* 0402AS-R22K-YY	220	50	10	10	50	190 typ	2.00	50

Core Material : Ceramic

SPQ : Taped / Reel 1000 [-08]
5000 [-01]

Remarks:

- For not listed inductance values please check availability with us.
- 2% and 5% tolerance available on request.
- All are AEC-Q200 Standard approved EXCEPT *

Chip Inductors for RF Applications (Wire wound -open)